



GAST MANUFACTURING, INC.
 A Unit of IDEX Corporation
 Post Office Box 97
 Benton Harbor, Michigan
 Ph: 269/926-6171
 Fax: 269/925-8288

PART NUMBER:
 LTD157

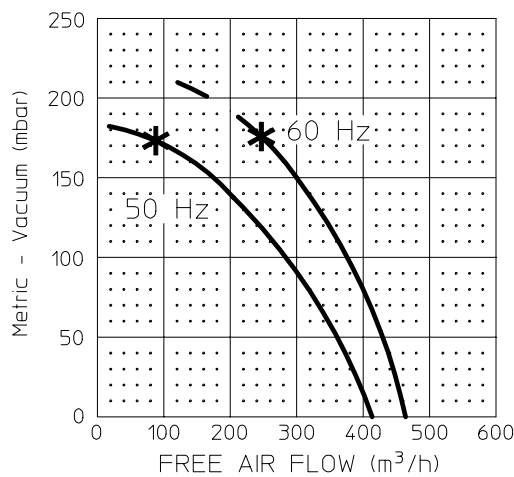
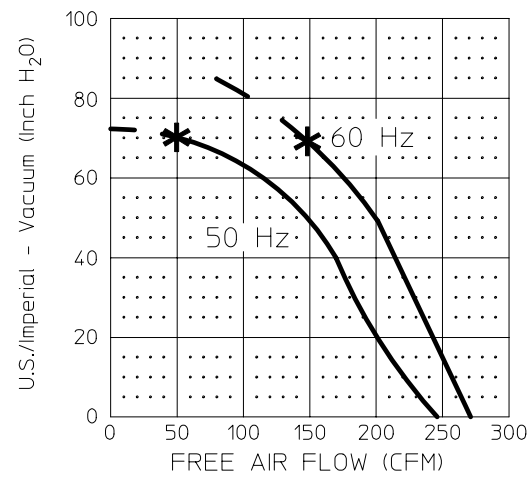
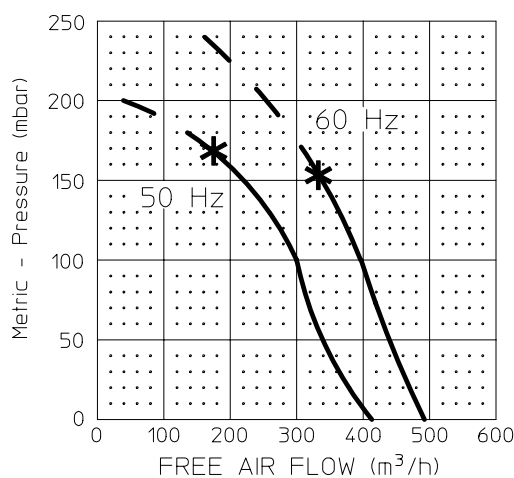
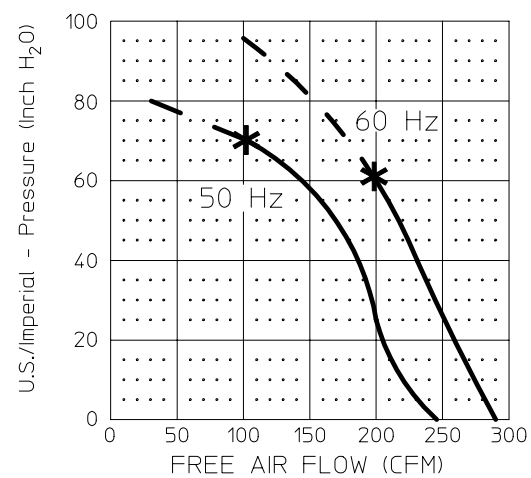
REV.
 F

MODEL NUMBER	MOTOR SPECIFICATIONS	RPM	MAX VAC		MAX PRESS		HP	kW	NET WT.	
			"H ₂ O	mbar	"H ₂ O	mbar			lbs.	kg
R6P350A	190-220/380-415-50-3	2850	70	174	70	174	4.8	3.6	176	80
R6P350A-35 *R6P350A-36 *R6P350A-37	208-230/460-60-3	3450	70	174	60	149	5	3.7		

SOUND LEVEL 79/73 dB(A) MAX. @ 60/50 Hz
 NORMAL AMBIENT -29°C TO 40°C
 RELATIVE HUMIDITY 0% - 100% NON CONDENSING
 ENVIRONMENT CLEAN DUST FREE

- NOTES:
 1. TECHNICAL DATA SUBJECT TO CHANGE WITHOUT NOTICE.
 2. * DENOTES INACTIVE MODEL.

Product Performance (Metric U.S. Imperial)



PERFORMANCE DATA

THE PERFORMANCE DATA SHOWN WAS DETERMINED UNDER THE FOLLOWING CONDITIONS:

LINE VOLTAGE @ 60 Hz. 230V OR 460V FOR 3 PHASE UNITS. 115V OR 230V FOR 1 PHASE UNITS.

LINE VOLTAGE @ 50 Hz. 220V FOR 3 PHASE OR 1 PHASE UNITS.

UNITS IN A TEMPERATURE STABLE CONDITION.

DELIVERY MEASUREMENTS MADE WITH OUTPUT PORT THROTTLED.

SUCTION MEASUREMENTS MADE WITH INPUT PORT THROTTLED.

TEST CONDITIONS: INLET AIR DENSITY @ 0.075 lbs. per cu. ft. [20°C (68°F), 29.92" Hg (14.7 PSIA)].

NORMAL PERFORMANCE VARIATIONS ON THE RESISTANCE CURVE WITHIN ±10% OF SUPPLIED DATA CAN BE EXPECTED.

* WASHDOWN DUTY MOTOR

* DENOTES RECOMMENDED MAXIMUM DUTY

Product Dimensions

Metric (mm) U.S. Imperial (inches)

- - - - INTERMITTENT DUTY ONLY

