

PRODUCT SPECIFICATIONS

MODEL NO.	MOTOR	RPM		AMPS		HP	kW	NET WT.		CAPACITOR	
		60HZ	50HZ.	60HZ	50HZ.			lbs.	kg	mfd.	VOLT
87R637-101-N470X	115-120/230-240 (60Hz) 110-120/220-240 (50Hz)	1725	1425	5.5/2.8	4.7/2.5	1/2	0.37	19.1	8.6	30	370

SOUND LEVEL LESS THAN 65 db(A)

NORMAL AMBIENT +5 °C - +40 °C

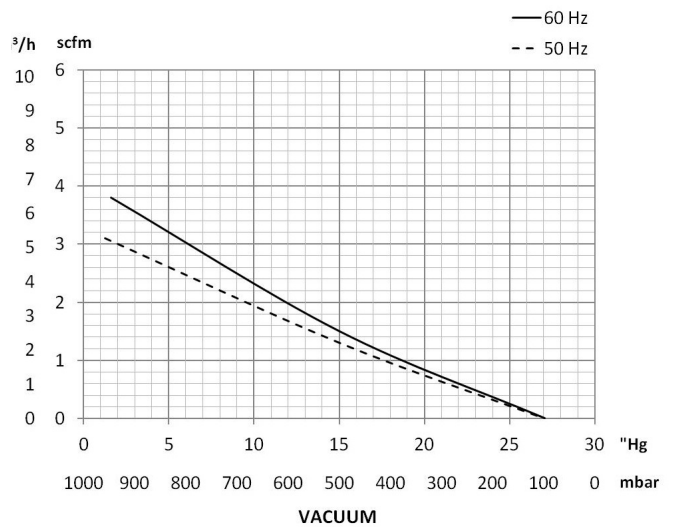
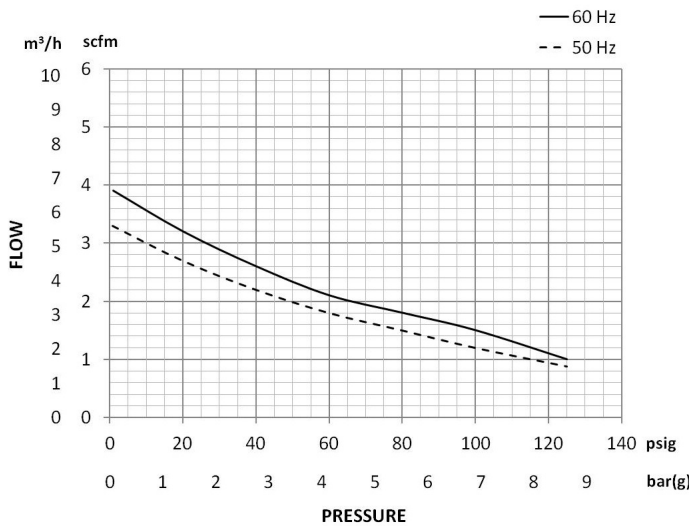
RELATIVE HUMIDITY 20% - 80%

ENVIRONMENT CLEAN DUST FREE

NOTES:

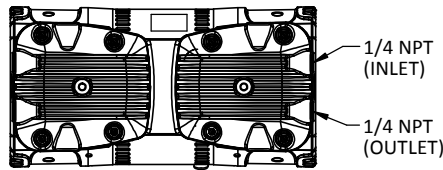
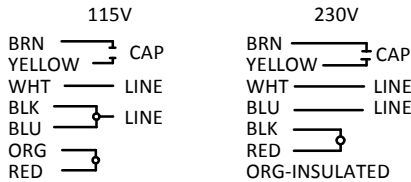
1. TECHNICAL DATA SUBJECT TO CHANGE WITHOUT NOTICE.
2. THIS PUMP MUST BE INSTALLED IN AN ENCLOSURE.
3. ALL DIMENSIONS ARE FOR REFERENCE ONLY.
4. KIT P/N: K964.
5. REDUCED BEARING LIFE FOR 50 PSI OR GREATER CONTINUOUS OPERATION.

PRODUCT PERFORMANCE: 50Hz & 60Hz PERFORMANCE CURVES BASED ON 115V.

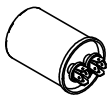
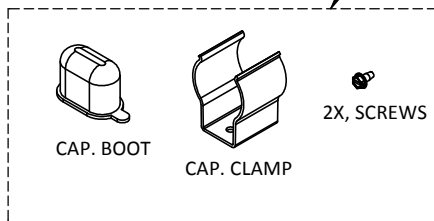


PRODUCT DIMENSIONS:

WIRING DIAGRAM



CAPACITOR MOUNTING KIT TO BE SHIPPED UNATTACHED.



CAPACITOR TO BE SHIPPED UNATTACHED

